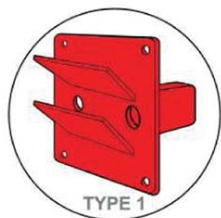




# STA-DOWN™

## CONDUIT RETAINING DEVICE\*

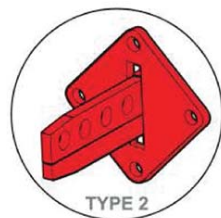
MADE IN AMERICA



TYPE 1

- Easier
- Safer
- More Economical

\*CRD



TYPE 2

**STA-DOWN™** Conduit Retaining Device is the safest, easiest and most economical means of securing PVC conduit in a trench while being encased in concrete or slurry, without steel stakes, EMT or tie wire coming into contact with the conduit.



**STA-DOWN™** CONDUIT RETAINING DEVICE

By DEVTRON DIVERSIFIED • 11410 N Bancroft Dr • Phoenix, AZ 85028

602-957-0497 Toll-Free 877-726-7328

STA-DOWN™ Copyright © 2011 All Rights Reserved. US Patent #7,223,052 B1 • Other Patents Pending

[www.STA-DOWN.com](http://www.STA-DOWN.com)

Since its introduction over forty years ago, PVC conduit has been accepted and preferred by utility, fiber optics, communication companies and underground electrical contractors world wide to provide access to underground cable.

For public safety, security and to protect the integrity of their underground cable system, utility providers, city, state, county and federal governments as well as health care and educational facilities, power plants and military specifications often require conduit to be encased in concrete or slurry.

PVC conduit by design is buoyant and will "float" or rise in the trench while being encased. To ensure complete and proper encasement concrete or slurry should be placed at a 6" - 8" slump.

In the past there have been many out-dated, time consuming and dangerous methods and procedures to address the problem of floating conduit. Using EMT, steel screed pins, rebar and tie wire attached to steel stakes secured to the conduit bank are a few. These products and procedures can cause electrical induction as voltage passes through the conduit and tries to "jump out" to these metal conductors interrupting the flow.

Other procedures, such as placing concrete blocks, other weights or a stiffer concrete on top the conduit to hold it down, (which does not allow proper encasement of the conduit can further contribute to problems later on.

When future excavating is required under or around existing high voltage or fiber optic conduit, excavating equipment can snag or "hook" the steel stakes, rebar or EMT compromising the conduit and damaging the cable inside resulting in costly repairs, breach of security, loss of service and injury to workers.



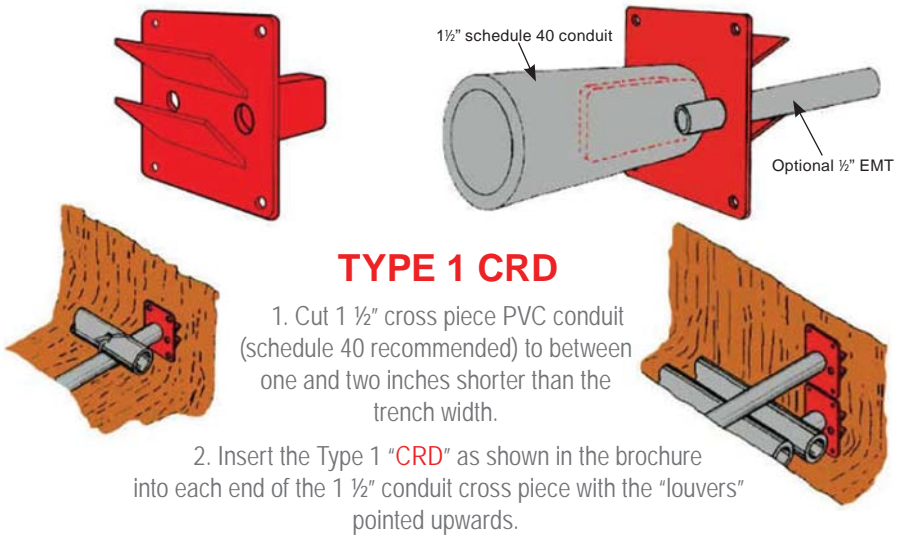
**STA-DOWN™ CRD** is the first and only product made entirely of injection molded polypropylene plastic specifically designed to address this problem.

Our patented Type 1 **STA-DOWN™ CRD** simply slips into the ends of 1 ½" schedule 40 conduit and is pushed down onto the conduit bank, securing itself against the trench bank. The Type 2 **CRD** is better suited for non-cohesive, sandy soil and can use 1" as well as an 1 ½" conduit cross piece. Secure the Type 2 **CRD** with ½" EMT driven into the trench walls away from the conduit bank.

Designers of **STA-DOWN™ CRD** have been associated with the excavating, underground construction and utility industry for more than thirty years.

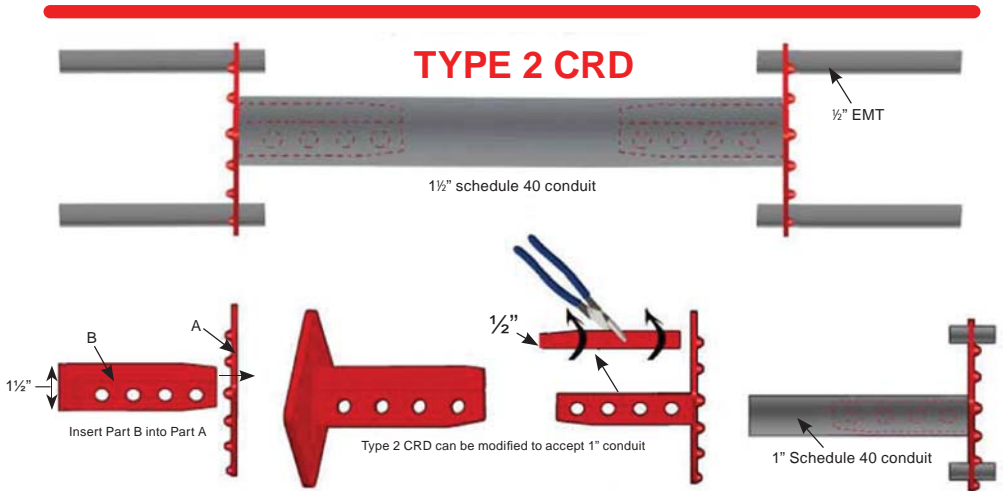
**STA-DOWN™** can be used with all existing industry accepted manufactured chairs, spacers and racks.





## TYPE 1 CRD

1. Cut 1 1/2" cross piece PVC conduit (schedule 40 recommended) to between one and two inches shorter than the trench width.
2. Insert the Type 1 "CRD" as shown in the brochure into each end of the 1 1/2" conduit cross piece with the "louvers" pointed upwards.
3. Evenly push the 1 1/2" conduit cross piece with attached CRDs firmly down on top of the conduit bank so the louvers of the CRDs are forced against the trench walls. STA-DOWN™ tightens itself against the walls as the conduit tries to float.



## TYPE 2 CRD

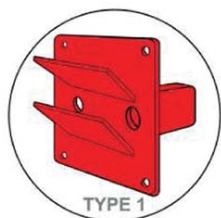
1. Cut 1 or 1 1/2" cross piece PVC conduit to the trench width.
2. Insert the Type 2 CRDs as shown in the brochure into each end of the PVC cross piece (same as with the Type 1).
3. Evenly push the PVC cross piece with attached CRDs down on top of the conduit bank (using the Type 2 CRD there should be little or no resistance against the trench walls).
4. Drive 1/2" EMT through 9/16" holes provided in the Type 2 CRD to properly secure the conduit bank prior to encasement.



# STA-DOWN™

## CONDUIT RETAINING DEVICE\*

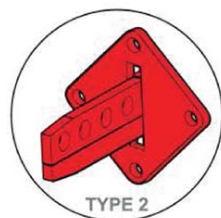
MADE IN AMERICA




TYPE 1

- Easier
- Safer
- More Economical

\*CRD



TYPE 2



### STA-DOWN™ CONDUIT RETAINING DEVICE

By DEVTRON DIVERSIFIED • 11410 N Bancroft Dr • Phoenix, AZ 85028

602-957-0497 Toll-Free 877-726-7328

STA-DOWN™ Copyright © 2011 All Rights Reserved. US Patent #7,223,052 B1 • Other Patents Pending

[www.STA-DOWN.com](http://www.STA-DOWN.com)



MADE IN AMERICA

*Always wear eye protection!*